

开合式电流互感器(电力用)

Open and close current transformer (For electric power)

1. 产品特点 Product characteristics

- ◆ 一次电流 100A~1000A，二次电流 5A、1A、0.1A 等，规格齐全，准确度等级有 0.5、1.0、3.0；

The primary current is 100A~1000A, the secondary current is 5A, 1A, 0.1A and etc., with complete specifications, and the accuracy level has 0.5,1.0,3.0;

- ◆ 适用于不断线、不拆线的条件下快速装卸，用于进行电量采集及对电量的监测；

It is suitable for rapid loading and unloading under the condition of continuous line and no disassembly, for power collection and power monitoring;

- ◆ 所用铁芯经过高真空热处理，性能优良，精度稳定，灵敏度高；

The iron core used after high vacuum heat treatment, excellent performance, stable accuracy, high sensitivity;

- ◆ 外壳采用耐高温阻燃 PA 材料制成，具有良好的安全性能，造型美观；

The shell is made of high temperature resistant and flame retardant PA material, with good safety performance and beautiful shape

- ◆ 卡扣式开合结构，方便安装；

Card buckle type opening and closing structure, convenient installation;

- ◆ 性能符合 GB20840.2-2014《电流互感器》技术标准。

The performance complies with the GB20840.2-2014 technical standard of current transformer.

2. 主要技术参数 Main technical parameters

型号 Model	额定电压 Rated voltage	额定电流比 Rated current ratio	额定负荷 Rated load	准确级 Accurate level	穿线孔径(mm) Thread-line aperture (mm)
CTF24T CTF24L	0.66kV	100A/5A~150A/5A	0.5VA~2.5VA	1.0、3.0	Φ24
		200A/5A~300A/5A	1VA~2.5VA	0.5、1.0	
		100A/1A~150A/1A	0.5VA~1VA	1.0、3.0	
		200A/1A~300A/1A	0.5VA~2.5VA	0.5、1.0	
		200A/0.1A~300A/0.1A	20Ω	0.5	
		100A/20mA~300A/60mA			

CTF35T CTF35L	0.66kV	200A/5A~250A/5A	2.5VA	1.0	Φ35
		300A/5A~600A/5A	1VA~5VA	0.5、1.0	
		200A/1A~300A/1A	1VA	1.0	
		400A/1A~600A/1A	0.5VA~2.5VA	0.5、1.0	
		400A/0.1A~600A/0.1A	20Ω	0.5	
200A/40mA~400A/80mA					
CTF50T CTF50L	0.66kV	500A/5A~1000A/5A	2.5VA~5VA	0.5、1.0	Φ50
		500A/1A~1000A/1A	1VA~5VA	0.5、1.0	
		500A/0.1A~800A/0.1A	20Ω	0.5	
		200A/40mA~400A/80mA			

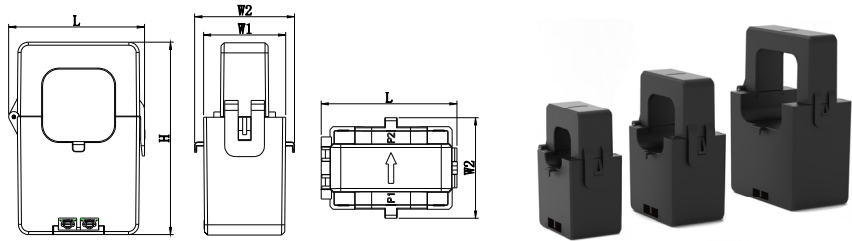
3. 使用条件 Operating condition

- ◆ 工作温度 Operating temperature: -20℃~70℃
- ◆ 额定频率 Rated frequency: 50Hz
- ◆ 相对湿度 Relative humidity: 10%~95%
- ◆ 隔离耐压 Isolation pressure resistance: AC3.0kV/min (二次对地 secondary to ground)
- ◆ 海拔高度 Altitude level: ≤3000m
- ◆ 额定电压 Rated voltage: 0.66kV

4. 注意事项 Note

- ◆ 互感器使用于额定电压不超过 0.66kV 的交流电路；
- ◆ The transformers are used in an AC circuit with a rated voltage not exceeding 0.66kV;
- ◆ 产品为减极性，一次接线标志 P1、P2，相应二次接线标志 S1、S2；
- ◆ The product is polarity, primary wiring signs P1, P2, the corresponding secondary wiring signs S1, S2;
- ◆ 测量仪表接于 S1、S2 端子上，互感器二次绕组外部回路所接仪表的总阻抗（包括接线）不应超过其额定负荷；
- ◆ The measuring meter is connected to the terminals of S1 and S2, and the total impedance (including wiring) of the instrument connected to the external circuit of the secondary winding of the transformer shall not exceed its rated load;
- ◆ 电流互感器在运行中严禁二次开路；
- ◆ Current transformer is strictly prohibited to open twice in operation;
- ◆ 互感器开启后再合上时，必须将磁芯接触完好，否则会影响互感器精度。
- ◆ When the transformer is opened and closed again, the magnetic core must be contacted intact, otherwise the accuracy of the transformer will be affected.

5. 产品规格 (单位: mm, 公差: ±1) Product specification (Unit: mm, Tolerance: ± 1)

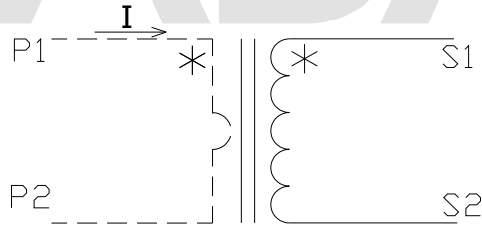


型号 Model	尺寸 Size(mm)				孔径 Aperture (mm)
	L	H	W1	W2	
CTF24T/L	55	79.5	38	46.5	24
CTF35T/L	66	93	40	48.6	35
CTF50T/L	87	116	47.5	56.5	50

6. 互感器极性定义 Definition of transformer polarity

互感器的 P1-S1、P2-S2 分别为同名端。


P1-S1 and P2-S2 of the transformer have the same name.



7. 安装方式及接线端子图 Installation method and wiring terminal diagram

互感器直接挂在一次电缆线上, 用扎带固定。

The transformer shall be directly hung on the primary cable and fixed with cable ties.



注: 以上图片仅供参考, 产品以实物为准,

Note: The above pictures are for reference only, the product is subject to the physical object,

版权所有, 保留一切权利。内容如有改动, 恕不另行通知。

Copyright, all rights reserved. Subject to change without prior notice.