

## 霍尔电流传感器 Hall Current Sensor

### 一、概述 General

霍尔电流传感器广泛应用于逆变装置、UPS 电源、通信电源、电焊机、电力机车、变电站、数控机床、电解电镀、微机监测、电网监控等需要隔离检测电流的设施中。

Hall Current Sensor is widely applied in establishments where isolated current need to be examined, such as inversion equipment, UPS power supplier, communication power supplier, electric welding machines, electric motor-vehicle, transformer substation, digital-controlled lathe, plating, micro-machine monitoring, electric-network monitoring, etc.

### 二、型号 Model

YDG-HSD-6

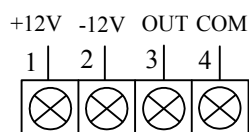
### 三、主要技术指标 Main technical index

- ◇ 执行标准 Standard: JB/T 7490-2007
- ◇ 精度等级 Accuracy:  $\pm 1.0\%$
- ◇ 输入电流 Input current: DC0A $\sim$  $\pm 500$ A
- ◇ 输出参数 Output: DC0V $\sim$  $\pm 4$ V
- ◇ 输出负载 Output load:  $\geq 20$ k $\Omega$
- ◇ 工频耐压 Working frequency withstand voltage: AC3kV/min.1mA
- ◇ 工作环境 Working condition: 温度 Temperature 0 $^{\circ}$ C $\sim$ 45 $^{\circ}$ C, 湿度 Humidity 20%RH $\sim$ 95%RH (无凝露 without condensation)
- ◇ 工作电源 Power supply: DC $\pm 12$ V $\pm 8\%$
- ◇ 电源耗电 Power consumption:  $< 1$ W
- ◇ 外形尺寸 Extemal dimensions: 175 $\pm 0.5$ mm $\times$ 69 $\pm 0.5$ mm $\times$ 46 $\pm 0.5$ mm

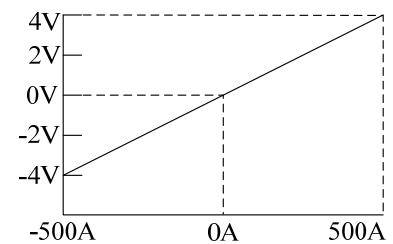
### 四、接线图及输出曲线对应图 Connecting diagram& Output Curve Diagram

端子定义 Terminal definition

- 1、工作正电源端 Power supply anode
- 2、工作负电源端 Power supply cathode
- 3、测量输出端 Terminal for measuring output
- 4、电源(输出)公共端 Common terminal for power supplier(output)

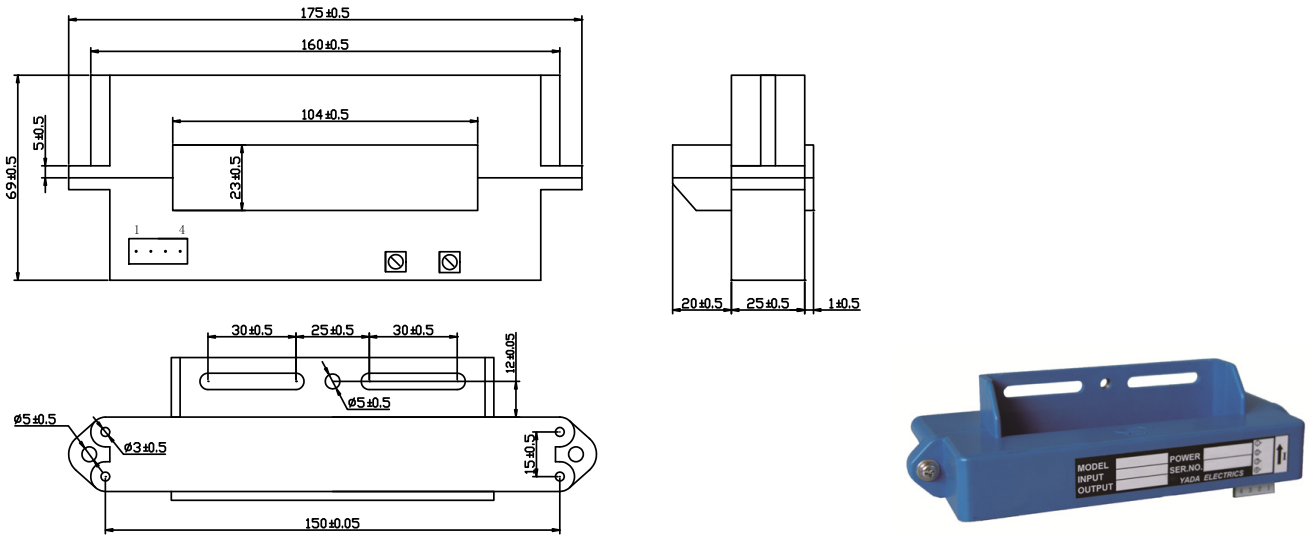


接线图 Connecting Diagram



输出曲线对应图 Output Curve Diagram

## 五、产品结构图 External Dimensions (单位 Units: mm)



## 六、安装 Installation

- ◇ 采用螺钉安装方式，螺钉大小为 M5×25。  
Adopt setscrew for installation, screw size is M5×25.

## 七、注意事项 Notice

- ◇ 工作电源、输出端必须正确连接，不能错接；  
Power supply and output terminals should be connected correctly;
- ◇ 对于两个电位器，请不要随意调整，若需调校，用小螺丝刀缓慢旋转至所需精度即可；  
Avoid to adjust the two potentiometers; use small screwdriver to screw it slowly to the precision when necessary;
- ◇ 原边母线的温度不应超过 60℃；  
The temperature of ary generatrix should not over 60℃;
- ◇ 当电流母线填满原边穿线孔时，获得最佳的测量精度；  
The best measuring precision is obtained when the ary hole is full of current generatrix;
- ◇ 使用环境应无导电尘埃和无腐蚀金属和破坏绝缘的气体存在，海拔高度小于 2500 米。  
The operating environment allows no electric dust or gases that corrodes metal or destroys insulation. The altitude is less than 2500m.

注：以上图片仅供参考，产品以实物为准，

**Note: The above pictures are for reference only, the products are subject to the actual product,**

**版权所有，保留一切权利。内容如有改动，恕不另行通知。**

**Copyright, all rights reserved. Specification subject to change without prior notice.**